



Regional Council Meeting
February 20, 2018

RE
INVENT
HAMPTON ROADS





GO Virginia Hampton Roads Regional Council Meeting

**ECPI Newport News Campus
1001 Omni Blvd., Suite 100 | Newport News, VA 23606
Meeting Room 125**

**Mr. Thomas R. Frantz, Chair
Ms. Anne C. H. Conner, Vice Chair**

**AGENDA
Tuesday, February 20, 2018
Lunch Provided @ 12:30 p.m.; Meeting Begins @ 1:00 p.m.**

-
- | | | |
|-------|--|------------|
| I. | Welcome and Call to Order | Tom Frantz |
| II. | Approval of Minutes from 11/14/2017 Regional Council Meeting | All |
| III. | Conflict of Interest Form | Tom Frantz |
| IV. | Update on GO VA Activities | Jim Spore |
| | A. State GO VA Program Process Evaluation | |
| | B. FY 2019 State Budget and Additional Funding Request | |
| | C. Contract Development | |
| | D. Deferred Project Status | |
| V. | Consider Approval of GO VA Grant Contracts | All |
| | A. GO VA Per Capita Allocation with Region 5 and DHCD | |
| | B. Virginia Digital Shipbuilding Workforce Program | |
| | C. HR Cyber-CoLab | |
| | D. Authorized Executive Committee to Authorize Contracts | |
| VI. | GO VA Calendar and Future Project Ideas | Tom Frantz |
| | A. GO VA Grant Update and Schedule Memo | |
| | B. February State Project Submissions | |
| VII. | Comments on Region 5 Project Review Process | All |
| VIII. | Other Business/Items of Interest | |
| | A. Peninsula Chamber letter of January 19, 2018 | |
| | B. President Broderick Memo RE: Division of Entrepreneurship and Economic Development (DEED) | |
| IX. | Public Comment | |
| X. | Adjourn | |

GRANT FUNDING STATUS: REGION 5

| | |
|---|--|
| First Year Per Capita Allocation | \$2,240,575 |
| First Year Grant Awards <ul style="list-style-type: none">• Virginia Digital Shipbuilding• HR Cyber Co-Lab• 757 Seed Fund• Unmanned Systems Park | <ul style="list-style-type: none">\$647,500\$642,713\$140,000<u>\$150,000</u> |
| | Total: \$1,580,213 |
| First year Balance | \$660,362 |



PROJECT GRANT FUNDING: REGION 5

| | |
|---|--------------------------------------|
| Second Year Per Capita Allocation (Assumes No Change) | \$2,240,575 |
| First Year Balance Available | <u>\$660,362</u> |
| Total | \$2,900,937 |
| | |
| Second Year Grant Commitments (Assumes Performance in First Year) | |
| <ul style="list-style-type: none"> • Virginia Digital Shipbuilding • HR Cyber Co-Lab • Unmanned Systems Park | \$647,500 \$642,713 <u>TBD</u> |
| Total: | \$1,290,213 |
| Potential Balance Available (1 July 2018) | \$1,610,724 |




GO VA Hampton Roads Regional Council Meeting:

Item VI-B. February State Board Project Submissions

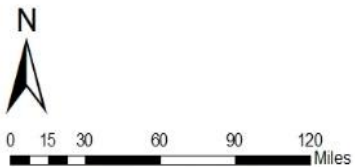
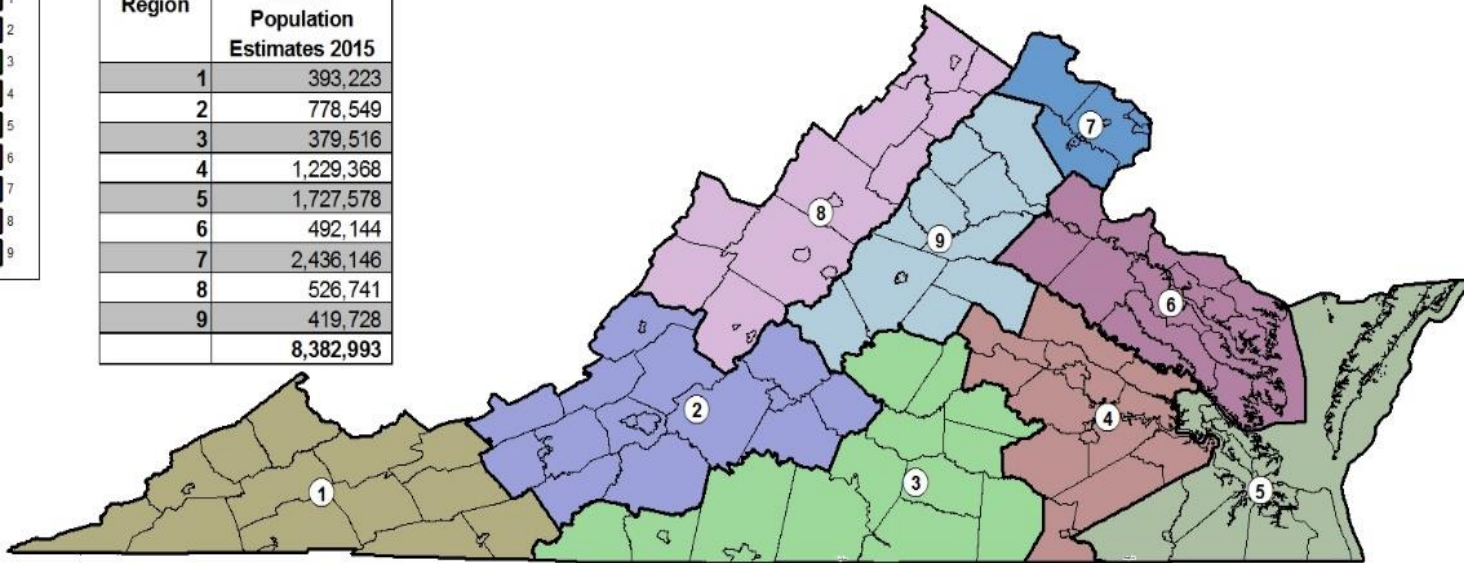
| REGION | PROJECT | GO VA | TOTAL |
|-----------------|--|---|---|
| Region 1 | No Projects Submitted | 0 | 0 |
| Region 2 | <ol style="list-style-type: none"> 1. Talent Collaborative 2. Hollyleaf Site Grading 3. Wood Haven Road Water and Sewer Infrastructure 4. Capital Ecosystem Development 5. Stopping the Brain Drain | \$300,000 \$150,000 \$200,000 \$77,207 \$65,300 | \$844,836 \$877,910 \$960,150 \$206,395 \$131,100 |
| Region 3 | 1. Great Opportunities in Technology and Engineering Careers (GO-TEC) | \$648,000 | \$1,313,438 |
| Region 4 | <ol style="list-style-type: none"> 1. VCU Pharmaceutical Accelerator (Resubmission) 2. CCAM Apprentice Academy Pilot Programs (Resubmission) | \$500,000 \$430,000 | \$1,108,200 \$1,056,023 |
| Region 5 | <ol style="list-style-type: none"> 1. 757 SEED Fund (Resubmission) 2. Hampton Roads Unmanned Systems Park (Resubmission) | \$140,000 \$150,000 | \$356,000 \$300,000 |
| Region 6 | <ol style="list-style-type: none"> 1. PamunkeyNet Business Plan 2. Flexible Office Space Due Diligence | \$50,000 \$50,000 | \$133,000 \$100,000 |
| Region 7 | No Projects Submitted | 0 | 0 |
| Region 8 | <ol style="list-style-type: none"> 1. Rockbridge Area Advanced Manufacturing Program (RAAMP) 2. Nursing Opportunities (Resubmission) | \$100,000 Not Funded | \$200,000 Not Funded |
| Region 9 | No Projects Submitted | 0 | 0 |
| | Statewide Total: | \$2,560,507 | \$7,587,052 |



GO Virginia Regional Boundaries



| Region | Weldon Cooper Center Population Estimates 2015 |
|--------|--|
| 1 | 393,223 |
| 2 | 778,549 |
| 3 | 379,516 |
| 4 | 1,229,368 |
| 5 | 1,727,578 |
| 6 | 492,144 |
| 7 | 2,436,146 |
| 8 | 526,741 |
| 9 | 419,728 |
| | 8,382,993 |



Source: US Census, VA PDC



12/5/2016